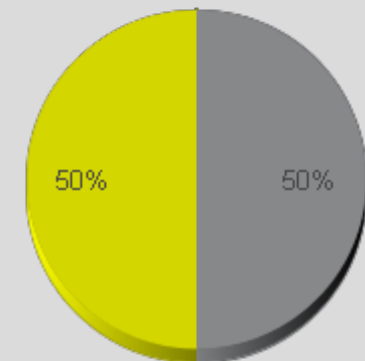


No picture available.
You can add a picture
in the counter's Eco-Visio file.

Key Figures

- Total Traffic for the Period Analyzed: 12,114
- Daily Average : 865
- Busiest Day of the Week : Saturday
- Busiest Days of the Period Analysed:
 1. Saturday 02 May 2015 (1,657)
 2. Tuesday 28 April 2015 (1,052)
 3. Thursday 23 April 2015 (1,050)
- Distribution by Direction:

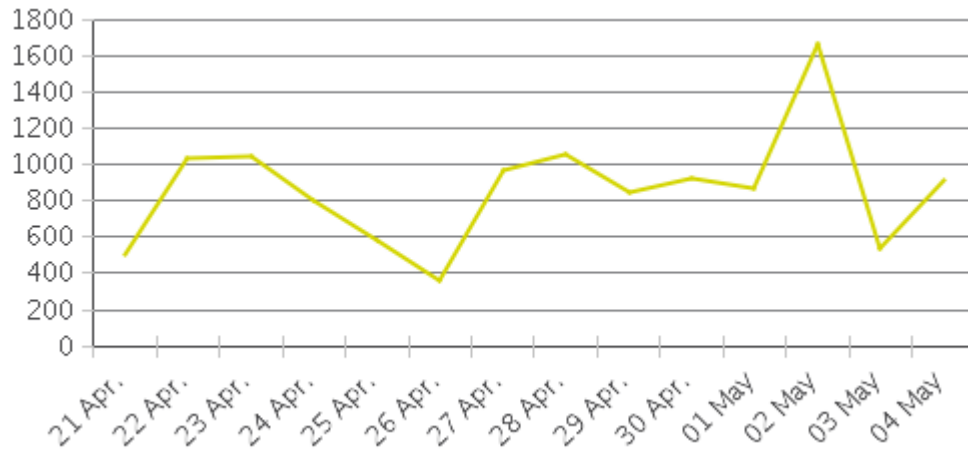
- Channel 2 OUT (WEST)... : 50%
- Channel 1 IN (EAST) : 50%



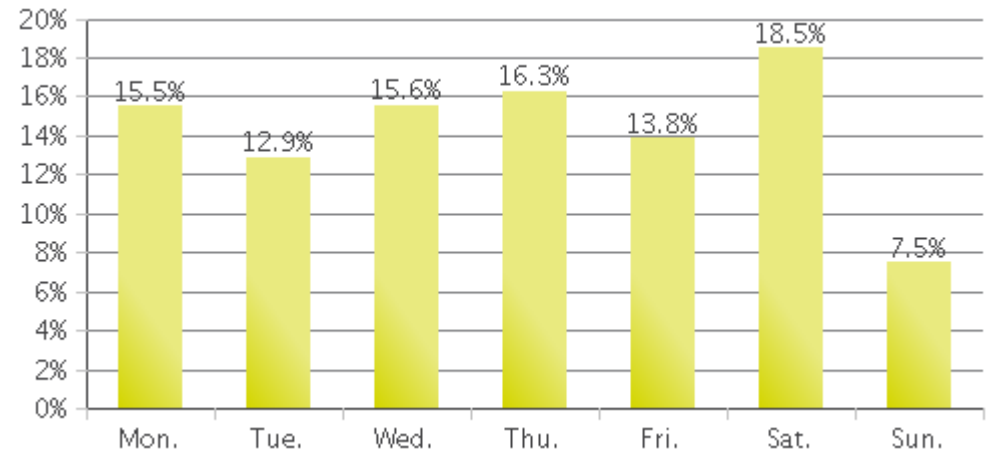
Durham NH Pettee Brook Footbridge

Period Analyzed: Tuesday 21 April 2015 to Monday 04 May 2015

Daily Data



Weekly Profile



Hourly Profile during Weekdays



Hourly Profile during the Weekend

