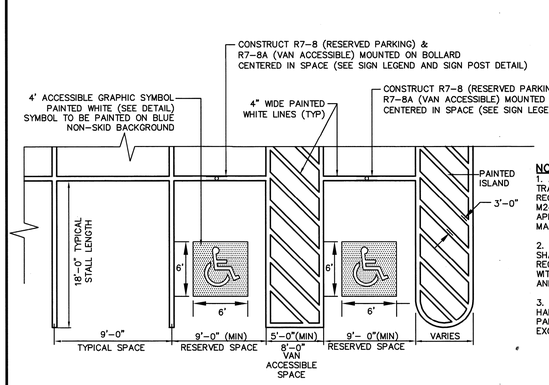

NOTES:
1. ALL PAINT SHALL BE FAST DRYING TRAFFIC PAINT, MEETING THE REQUIREMENTS OF AASHTO M248-TYPE F. PAINT SHALL BE APPLIED AS SPECIFIED BY MANUFACTURER.
2. SYMBOLS & PARKING STALLS SHALL CONFORM TO THE REQUIREMENTS OF THE AMERICANS WITH DISABILITIES ACT AND LOCAL AND STATE REQUIREMENTS.
3. FINISH PAVEMENT GRADES AT ALL HANDICAP ACCESSIBLE STALLS AND PAINTED ACCESS AISLES SHALL NOT EXCEED 2% IN ANY DIRECTION.

STALL STRIPING-SINGLE STRIPE
NOT TO SCALE

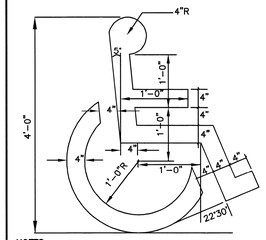

NOTES:
1. SYMBOL SHALL BE CONSTRUCTED IN ALL ACCESSIBLE SPACES USING FAST DRYING TRAFFIC PAINT, MEETING THE REQUIREMENTS OF AASHTO M248-TYPE F. PAINT SHALL BE APPLIED AS SPECIFIED BY MANUFACTURER.
2. SYMBOL SHALL BE CONSTRUCTED TO THE LATEST ADA, STATE AND LOCAL REQUIREMENTS.

ACCESSIBLE SYMBOL
NOT TO SCALE

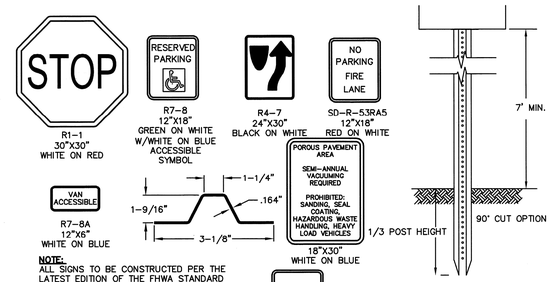

NOTE:
ALL SIGNS TO BE CONSTRUCTED PER THE LATEST EDITION OF THE FHWA STANDARD HIGHWAY SIGNS MANUAL AND INSTALLED AS INDICATED IN THE MANUAL ON UNIFORM TRAFFIC CONTROL DEVICES, LATEST EDITION.
LENGTH: AS REQUIRED
WEIGHT PER LINEAR FOOT: 2.50 LBS (MIN.)
HOLES: 3/8" DIAMETER, 1" C-C FULL LENGTH
STEEL: SHALL CONFORM TO ASTM A-499 (GRADE 60) OR ASSTM A-576 (GRADE 1070 - 1080)

* IN LEDGE DRILL & GROUT TO A MIN OF 2'

FINISH: SHALL BE PAINTED WITH TWO COATS OF AN APPROVED MEDIUM GREEN BAKED ON OR DRIED, PAINT OF WEATHER RESISTANT QUALITY. ALL FABRICATION SHALL BE COMPLETE BEFORE PAINTING.

SIGN LEGEND & SIGN POST
NOT TO SCALE

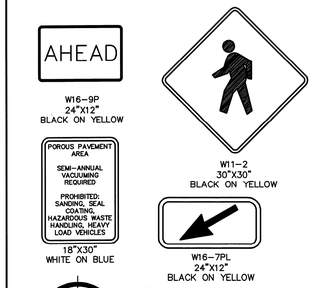

NOTES:
1. ALL SIGNS TO BE CONSTRUCTED PER THE LATEST EDITION OF THE FHWA STANDARD HIGHWAY SIGNS MANUAL AND INSTALLED AS INDICATED IN THE MANUAL ON UNIFORM TRAFFIC CONTROL DEVICES, LATEST EDITION.
2. UNH BUS PULL OFF, SPEED LIMIT, AND STREET NAME SIGNS SHALL BE COORDINATED WITH UNH.
3. POST SHALL BE INSTALLED 5.5'-6' ABOVE GRADE UNLESS LOCATED PERPENDICULAR TO ADJACENT WALKWAY, THEN MUTCD REGULATIONS APPLY.

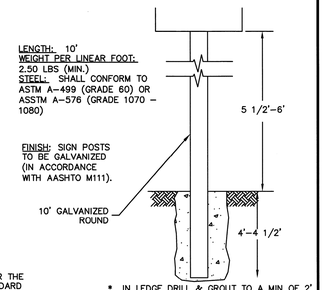

UNH SIGN LEGEND & SIGN POST
NOT TO SCALE

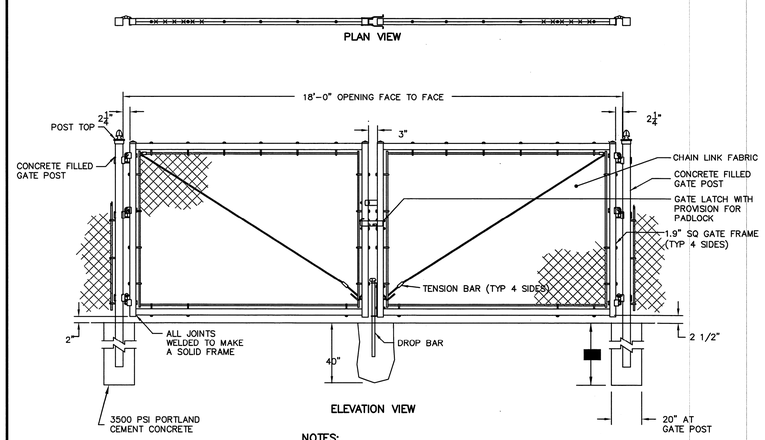

NOTES:
1. FOOTING WIDTH TO BE (4)X POST WIDTH.
2. GATES SHALL BE MANUALLY OPERATED.

DOUBLE SWING GATE
NOT TO SCALE

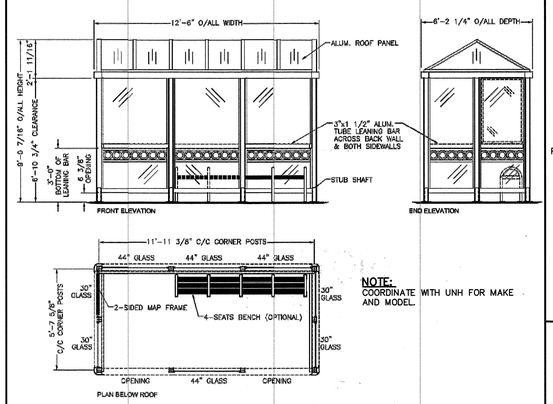

NOTE:
COORDINATE WITH UNH FOR MAKE AND MODEL.

UNH BUS STOP SHELTER
NOT TO SCALE

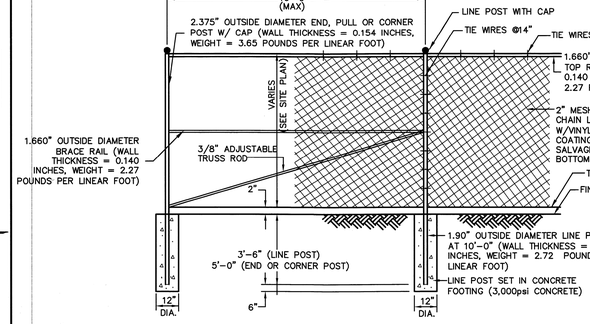

NOTES:
1. CORNER POSTS SHALL BE USED AT SHARP BREAKS IN GRADE AND CHANGES IN HORIZONTAL ALIGNMENT OF 15° OR MORE.
2. POSTS, RAILS & BRACES SHALL BE TYPE I, SCHEDULE 40 BLACK VINYL COATED PIPE.
3. FABRIC TO BE BLACK VINYL COATED.
4. TIE WIRES SHALL BE 9 GAUGE GALVANIZED STEEL WIRE FOR ATTACHMENT OF FABRIC TO LINE POSTS.
5. TIE WIRES SHALL BE 13 GAUGE GALVANIZED STEEL WIRE FOR ATTACHMENT OF FABRIC TO RAILS AND BRACES.
6. HOG RING TIES SHALL BE 12- 1/2 GUAGE GALVANIZED STEEL WIRE FOR ATTACHMENT OF FABRIC TO TENSION WIRE.
7. DUMPSTER ENCLOSURE TO HAVE BLACK VINYL SLATS.

CHAIN LINK FENCE
NOT TO SCALE

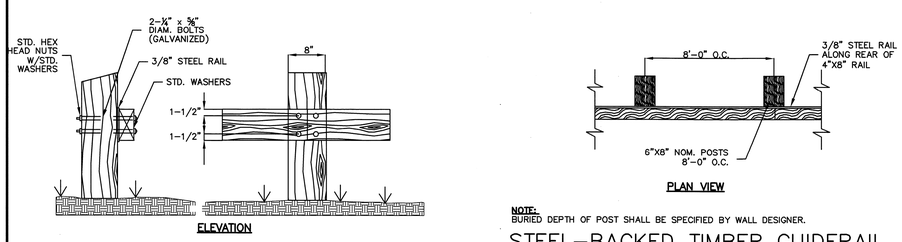

NOTE:
BURIED DEPTH OF POST SHALL BE SPECIFIED BY WALL DESIGNER.

STEEL-BACKED TIMBER GUIDERAIL
NOT TO SCALE

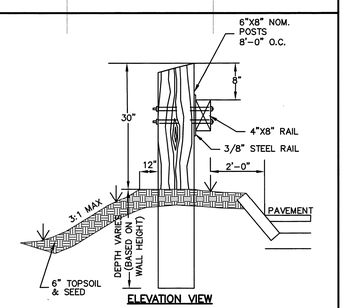

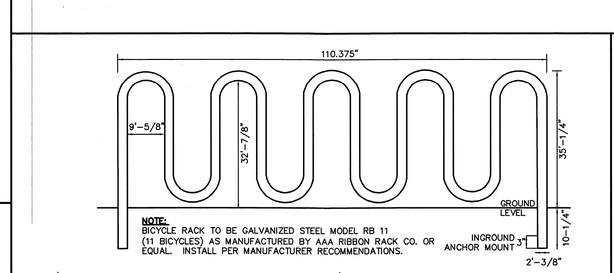

NOTE:
BICYCLE RACK TO BE GALVANIZED STEEL MODEL RB 11 (11 BICYCLES) AS MANUFACTURED BY AAA RIBBON RACK CO. OR EQUAL. INSTALL PER MANUFACTURER RECOMMENDATIONS.

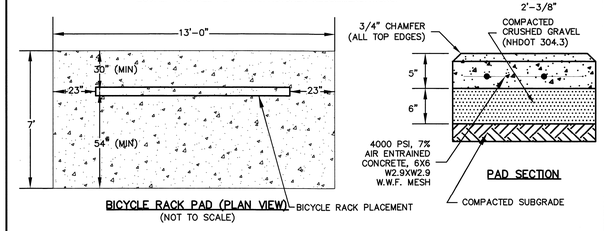

NOTE:
COVER/ENCLOSURE NOT SHOWN. FINAL DESIGN OF COVER/ENCLOSURE, BICYCLE RACK, AND PAD TO BE COORDINATED WITH ARCHITECT.

BICYCLE RACK AND PAD DETAIL
NOT TO SCALE

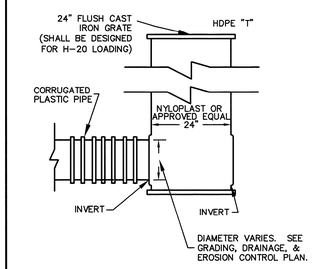

YARD DRAIN
NOT TO SCALE

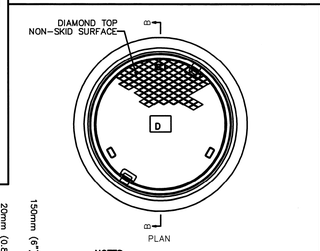

NOTES:
1. ALL DIMENSIONS ARE NOMINAL
2. 75 mm (3") HIGH LETTER "D" IN THE CENTER OF THE COVER.

DRAIN MANHOLE FRAME & GRATE
NOT TO SCALE

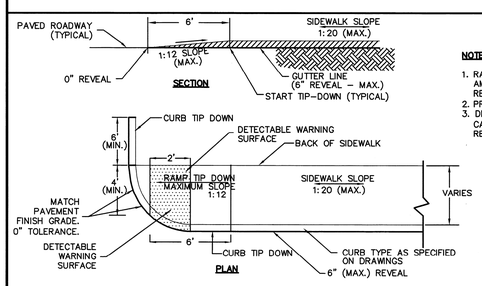

NOTES:
1. RAMPS SHALL BE CONSTRUCTED IN ACCORDANCE WITH THE AMERICANS WITH DISABILITIES ACT AND LOCAL AND STATE REQUIREMENTS
2. PROVIDE 6" COMPACTED CRUSHED GRAVEL BASE BENEATH RAMPS.
3. DETECTABLE WARNING STRIP SHALL BE ADA SOLUTIONS, INC. CAST IN PLACE RAMP. INSTALL PER MANUFACTURER'S RECOMMENDATIONS.

CONCRETE SIDEWALK TIP DOWN RAMP
NOT TO SCALE

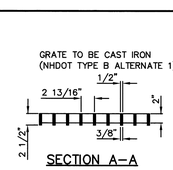

CATCHBASIN FRAME & GRATE
NOT TO SCALE

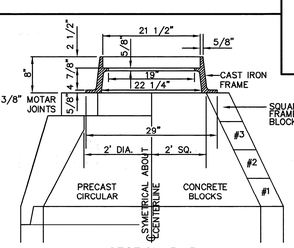

SECTION B-B
GRATE & FRAME DETAIL

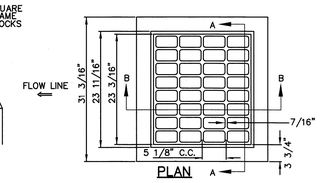

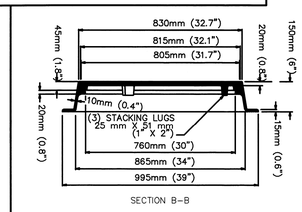

Tighe&Bond
Consulting Engineers
177 Corporate Drive
Portsmouth, NH 03801
www.tighebond.com

100 YEARS STRONG 1911-2011

THE STATE OF NEW HAMPSHIRE GREGG M MIKOLAITIS No. 6884 LICENSED PROFESSIONAL ENGINEER
6/1/13

Peak Campus Development, LLC

The Lodges at West Edge

Durham, NH

Mark	Date	Description
E	6/11/13	ISSUED FOR BUILDING PERMIT
D	12/10/12	REVISED FOR AoT SUBMISSION
C	11/1/12	REVISED FOR PB SUBMISSION
B	9/26/12	REVISED FOR PB SUBMISSION
A	8/22/12	PB SUBMISSION

PROJECT NO:	P0637
FILE:	P0637_DETAILS.dwg
DRAWN BY:	KAM/SLK1
CHECKED:	JMP2
APPROVED BY:	GMM

DETAILS SHEET

SCALE: AS SHOWN

SHEET 17