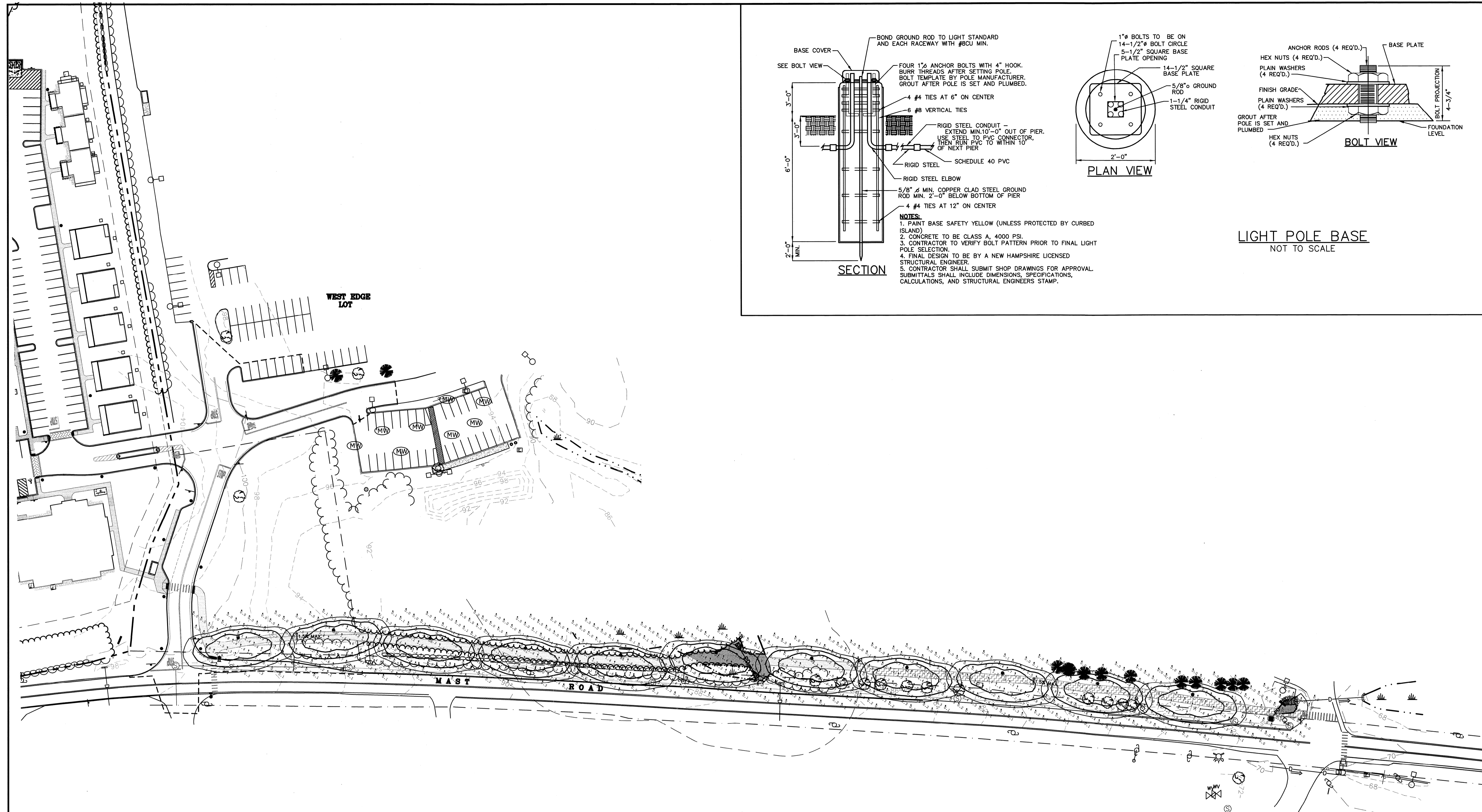


LIGHT POLE BASE
 NOT TO SCALE



LIGHT LEVEL ON SIDEWALK
 DOES NOT INCLUDE UNLIGHTED END OF SIDEWALK

Illuminance (Fc)

Average = 1.18

Maximum = 1.6

Minimum = 0.7

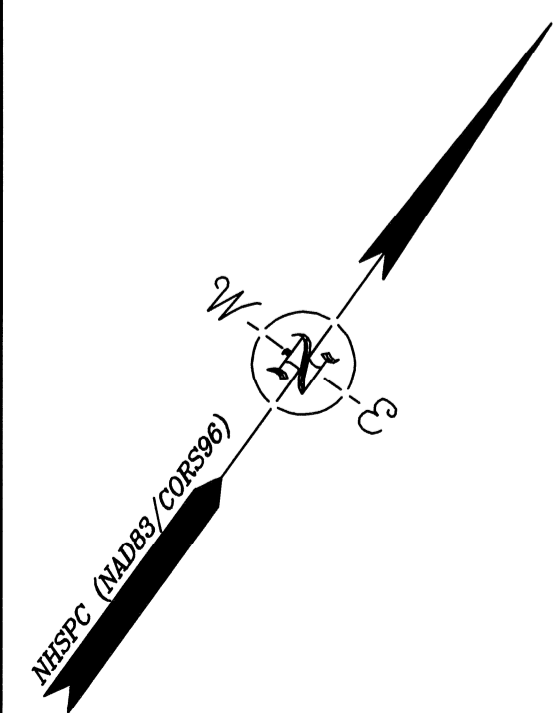
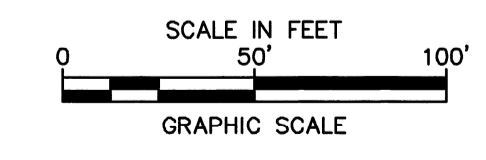
Avg/Min Ratio = 1.69

Max/Min Ratio = 2.29

NOTES:

1. PHOTOMETRICS PROVIDED BY KEN SWEENEY OF CHARRON INC. FROM EMAIL DATED JANUARY 7, 2013.
2. FIXTURE AND POLE SHALL BE MCGRAW-EDISON TALON MEDIUM (TLM) OR APPROVED EQUAL.
3. LIGHT POLE BASES SHALL BE DESIGNED BY A STRUCTURAL ENGINEER LICENSED IN THE STATE OF NEW HAMPSHIRE.

Luminaire Schedule				
Symbol	Qty	Label	Arrangement	Description
☐	11	S1	SINGLE	TLM-B02-LED-E1-S12/ 20' AFG



Peak Campus Development, LLC

The Lodges at West Edge Path Extension

Durham, NH

B	8/11/13	ISSUED FOR BUILDING PERMIT
A	3/8/13	REVISED FOR CONDITIONAL APPROVAL
Mark	Date	Description
PROJECT NO.: P0637		
FILE: P0637_SITE.dwg		
DRAWN BY: CML		
CHECKED BY: JMP2		
APPROVED BY: GMM		
MULTI-USE PATH PHOTOMETRICS PLAN		
SCALE: AS SHOWN		
SHEET 27		