



1449BK - Manor House Cast Outdoor Lantern Fixture by Hinkley Lighting

Specs

Family/Collection:	Manor House
Back Plate Length:	8.25"
Back Plate Width:	5"
Depth/Extension:	12"
Height:	21"
Height from Center:	14"
Width/Diameter (in):	11"
# of Bulbs:	1
Standard Wattage:	75W
Bulb Type:	A19 Medium Base
Voltage Rating:	120V
Material:	Cast Aluminum
Installation Sheet:	http://images.belamiecommerce.com/supplier/Hinkley-Lighting/specsheets/1449-Inst.pdf
Weight:	12 lbs.

Style and Option 1

Style:	Black Beveled Glass - Clear Beveled Glass
Item #:	1449BK
Price:	\$389.00





1470BK - Manor House Cast Outdoor Lantern Fixture by Hinkley Lighting

Specs

Family/Collection:	Manor House
Back Plate Length:	8.25"
Back Plate Width:	5"
Depth/Extension:	16"
Height:	41"
Height from Center:	18"
Width/Diameter (in):	14"
# of Bulbs:	1
Standard Wattage:	100W
Bulb Type:	A19 Medium Base
Voltage Rating:	120V
Material:	Cast Aluminum
Installation Sheet:	http://images.belamiecommerce.com/supplier/Hinkley-Lighting/specsheets/1470-Inst.pdf
Weight:	22 lbs.

Style and Option 1

Style:	Black Beveled Glass - Clear Beveled Glass
Item #:	1470BK
Price:	\$599.00



Catalog # :

Project :


Prepared By :

Date :



Mirada Wall Sconce - XWM Outdoor LED Wall Sconce

The XWM's sleek design makes it perfectly-suited for architectural & commercial applications, while its cost-effective die-cast aluminum housing makes its acquisition cost very competitive. The XWM offers high performance silicone optics, 4 standard CCTs, 5 lumen packages, and is available with integral Airlink™ Wireless Controls.



Features & Specifications

Optical System

- State-of-the-Art one piece silicone optic sheet delivers industry leading optical control with an integrated gasket to provide IP65 rated sealed optical chamber in 1 component.
- Proprietary silicone refractor optics provide exceptional coverage and uniformity in IES Types 2, 3, and Forward Throw (FT).
- Silicone optical material does not yellow or crack with age and provides a typical light transmittance of 93%.
- Zero uplight.
- Available in 5000K, 4000K, 3000K, and 2700K color temperatures per ANSI C78.377.
- Minimum CRI of 70.

Electrical

- High-performance driver features over-voltage, under-voltage, short-circuit and over temperature protection.
- 0-10V dimming (10% - 100%) standard.
- Standard Universal Voltage (120-277 Vac) Input 50/60 Hz or optional High Voltage (347-480 Vac).
- L80 Calculated Life: >100k Hours (See Lumen Maintenance on Page 2)
- Total harmonic distortion: <20%
- Operating temperature: -40°C to +50°C (-40°F to +122°F).
- Power factor: >.90
- Input power stays constant over life.
- Field replaceable 10kV surge protection device meets a minimum Category C Low operation (per ANSI/IEEE C62.41.2).
- High-efficacy LEDs mounted to metal-core circuit board to maximize heat dissipation
- Components are fully encased in potting material for moisture resistance. Driver complies with FCC standards. Driver and key electronic components can easily be accessed via hinged door.
- Optional 120v-277v integral emergency battery pack is available. The 90-minute batteries provide constant power to the LED system, ensuring code compliance. A test switch/indicator button is installed on the housing for ease of maintenance. Operating temperature for standard battery backup: -0°C to +50°C (-32°F to +122°F), Cold Weather battery backup: -20°C to +50°C (-4°F to +122°F).



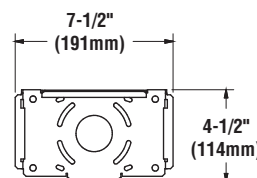
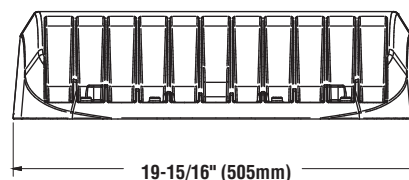
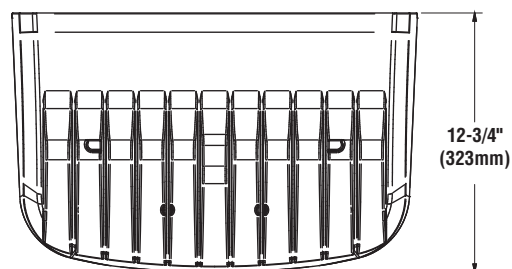
IP65



ARRA
Funding Compliant



Product Dimensions





Mirada Wall Sconce - XWM Outdoor LED Wall Sconce

Features & Specifications (Cont.)

Construction

- Rugged die-cast aluminum housing contains factory prewired driver and optical unit. Hinged die-cast aluminum wiring access door located underneath.
- Galvanized-steel universal wall mount bracket comes standard with hinging mechanism to easily access the junction box wire connections without removing the luminaire.
- Optional pole-mounting bracket (XPMa) permits mounting to standard poles. 3G rated per ANSI C136.31 for high vibration applications when pole-mounted with XPMa.
- Luminaire is proudly manufactured in the U.S. of U.S. and imported parts.
- Fixtures are finished with LSI's DuraGrip® polyester powder coat finishing process. The DuraGrip finish withstands extreme weather changes without cracking or peeling. Other standard LSI finishes available. Consult factory.
- Shipping weight: 30 lbs in carton.

Controls

Wireless Controls System

To make this fixture AirLink ready, simply order one of the following options:

- The integrated [Wireless Lighting Controller](#): ALSC or ALSCH (see ordering guide) as the controls option, or
- Integrated Wireless Controller option (above) with integrated motion sensor: ALSCS (ordering guide for mounting heights)

To see how the components of AirLink system work together, reference the diagram in the controls section of this specsheet. For more information on our AirLink products, visit our website: www.lsi-airlink.com/airlink-synapse/

Stand-Alone Controls

- Integral Passive Infrared Bluetooth™ Motion/Photocell Sensor (IMSBT)
 - Switches luminaire light levels based on motion and daylight (see the controls section for more details)
 - Fixtures operate independently and can be commissioned via iOS or Android configuration app
- 7-pin ANSI C136.41-2013 photocontrol receptacle (CR7P)
 - Available for twist lock photocontrols or wireless control modules

Installation

- Universal wall mounting plate easily mounts directly to 4" octagonal or square junction box.
- 2 fasteners secure the hinged door underneath the housing and provide quick & easy access to the electrical compartment for installing/servicing.
- Included terminal block accepts up to 12 ga wire.

Warranty

- LSI LED Fixtures carry a 5-year warranty.
- 1 Year warranty on optional Battery Back Up. Test regularly in accordance with local codes.

Listings

- Listed to UL 1598 and UL 8750.
- RoHS Compliant.
- American Recovery and Reinvestment Act Funding Compliant.
- IDA compliant; with 3000K or lower color temperature selection.
- Title 24 Compliant; see local ordinance for qualification information.
- Suitable for wet Locations.
- IP65 rated luminaire. IP65 rated optical chamber.
- 3G rated for ANSI C136.31 high vibration applications when pole mounted using optional XPMa bracket

Performance

ELECTRICAL DATA*							
Lumen Package	Watts	120V	208V	240V	277V	347V	480V
03L	22.6	0.19	0.11	0.09	0.08	0.07	0.05
04L	29.5	0.25	0.14	0.12	0.11	0.09	0.06
06L	44.7	0.37	0.21	0.19	0.16	0.13	0.09
08L	62.0	0.52	0.30	0.26	0.22	0.18	0.13
12L	102.2	0.85	0.49	0.43	0.37	0.29	0.21

*Electrical data at 25C (77F). Actual wattage may differ by +/-10%.

RECOMMENDED LUMEN MAINTENANCE (3L-6L) ¹					
Ambient Temperature C	Initial ²	25K hrs. ²	50K hrs. ³	75K hrs. ³	100K hrs. ³
0 C	100%	98%	95%	93%	90%
10 C	100%	98%	95%	93%	90%
20 C	100%	98%	95%	93%	90%
25 C	100%	98%	95%	93%	90%
30 C	100%	98%	95%	93%	90%
40 C	100%	98%	95%	93%	90%
50 C	100%	98%	96%	94%	91%

RECOMMENDED LUMEN MAINTENANCE (8L-12L) ¹					
Ambient Temperature C	Initial ²	25K hrs. ²	50K hrs. ³	75K hrs. ³	100K hrs. ³
0 C	100%	97%	94%	90%	87%
10 C	100%	97%	94%	90%	87%
20 C	100%	97%	94%	90%	87%
25 C	100%	97%	93%	90%	86%
30 C	100%	97%	93%	90%	85%
40 C	100%	97%	93%	88%	84%
50 C	100%	96%	91%	87%	83%

- 1 - Lumen maintenance values at 25C are calculated per TM-21 based on LM-80 data and in-situ testing.
- 2 - In accordance with IESNA TM-21-11, Projected Values represent interpolated value based on time durations that are within six times the IESNA LM-80-08 total test duration for the device under testing.
- 3 - Lumen maintenance values at 25C are calculated per TM-21 based on LM-80 data and in-situ testing times the IESNA LM-80-08 total test duration for the device under testing

Specifications and dimensions subject to change without notice.



Mirada Wall Sconce - XWM Outdoor LED Wall Sconce

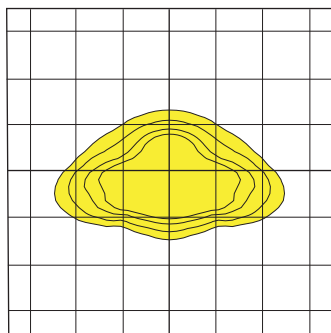
Performance (Cont.)

DELIVERED LUMENS*															
Lumen Package	Distribution	CRI	2700K			3000K			4000K			5000K			Wattage
			Delivered Lumens	Efficacy	BUG Rating	Delivered Lumens	Efficacy	BUG Rating	Delivered Lumens	Efficacy	BUG Rating	Delivered Lumens	Efficacy	BUG Rating	
03L	2	70	2703	120	B1-U0-G1	2822	125	B1-U0-G1	3088	137	B1-U0-G1	3088	137	B1-U0-G1	22.6
	3	70	2752	122	B1-U0-G1	2873	127	B1-U0-G1	3144	139	B1-U0-G1	3144	139	B1-U0-G1	
	FT	70	2718	120	B1-U0-G1	2838	126	B1-U0-G1	3105	137	B1-U0-G1	3105	137	B1-U0-G1	
04L	2	70	3546	120	B1-U0-G1	3702	125	B1-U0-G1	4051	137	B1-U0-G1	4051	137	B1-U0-G1	29.5
	3	70	3610	122	B1-U0-G1	3769	128	B1-U0-G1	4124	140	B1-U0-G1	4124	140	B1-U0-G1	
	FT	70	3565	121	B1-U0-G1	3722	126	B1-U0-G1	4073	138	B1-U0-G1	4073	138	B1-U0-G1	
06L	2	70	5274	118	B2-U0-G1	5506	123	B2-U0-G2	6025	135	B2-U0-G2	6025	135	B2-U0-G2	44.7
	3	70	5369	120	B1-U0-G1	5606	125	B1-U0-G1	6134	137	B1-U0-G2	6134	137	B1-U0-G2	
	FT	70	5303	119	B1-U0-G2	5536	124	B1-U0-G2	6058	136	B1-U0-G2	6058	136	B1-U0-G2	
08L	2	70	6996	113	B2-U0-G2	7304	118	B2-U0-G2	7993	129	B2-U0-G2	7993	129	B2-U0-G2	62.0
	3	70	7123	115	B1-U0-G2	7437	120	B1-U0-G2	8138	131	B2-U0-G2	8138	131	B2-U0-G2	
	FT	70	7035	113	B1-U0-G2	7345	118	B2-U0-G2	8037	130	B2-U0-G2	8037	130	B2-U0-G2	
12L	2	70	10516	103	B2-U0-G2	10979	107	B3-U0-G3	12014	118	B3-U0-G3	12014	118	B3-U0-G3	102.2
	3	70	10707	105	B2-U0-G2	11178	109	B2-U0-G2	12232	120	B2-U0-G2	12232	120	B2-U0-G2	
	FT	70	10574	103	B2-U0-G3	11040	108	B2-U0-G3	12080	118	B2-U0-G3	12080	118	B2-U0-G3	

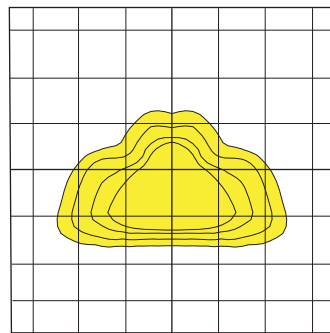
*LED Chips are frequently updated therefore values are nominal.

Photometrics

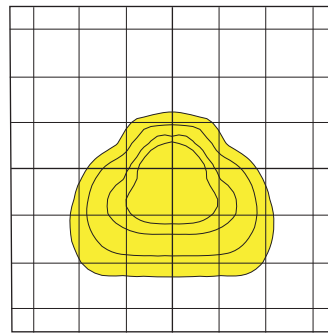
All published luminaire photometric testing performed to IESNA LM-79 standards. ISO footcandle plots below demonstrate the Mirada Wall Sconce (XWM) light patterns only. Not for total fixture output. For complete specifications and IES files, see website.



Type 2



Type 3



FT



Mirada Wall Sconce - XWM Outdoor LED Wall Sconce

Ordering Guide

TYPICAL ORDER EXAMPLE: **XWM 2 LED 03L 27 UE BRZ ALSC**

Luminaire Prefix	Distribution	LED Technology	Lumen Package*	Color Temp	Voltage	Finish	Controls (Choose One)	Options
XWM - Mirada Wall Sconce	2 - Type 2 3 - Type 3 FT - Type 4 Forward Throw	LED	3L - 3,000 lms 4L - 4,000 lms 6L - 6,000 lms 8L - 8,000 lms 12L - 12,000 lms *Consult factory for programmable wattages and lumen packages	27 - 2700K ¹ 30 - 3000K 40 - 4000K 50 - 5000K	UE - Universal Voltage (120-277V) HV - High Voltage (347-480V)	BRZ - Bronze BLK - Black GPT - Graphite MSV - Metallic Silver WHT - White PLP - Platinum Plus SVG - Satin Verde Green	<p>Wireless Controls</p> <p>ALSC - AirLink Synapse Control System²</p> <p>ALSCS01 - AirLink Synapse Control System with 8-12' Motion Sensor²</p> <p>ALSCS02 - AirLink Synapse Control System with 12-20' Motion Sensor²</p> <p>Standalone Controls</p> <p>DIM - 0-10v Dimming (from external signal)</p> <p>IMSBT1 - Integral Bluetooth™ Motion and Photocell Sensor max 8-24' mounting height^{2,4}</p> <p>IMSBT2 - Integral Bluetooth Motion and Photocell Sensor max 25-40' mounting height^{2,4}</p> <p>Button Type Photocells</p> <p>PCI120 - 120V</p> <p>PCI208-277 - 208 -277V</p> <p>PCI347 - 347V</p> <p>Lutron Limelight Controls</p> <p>LLC - LimeLight Integral Wireless Radio Control by Lutron⁷</p> <p>LLCS1 - Limelight Integral Wireless Radio Control and PIR Motion/Daylight Sensor by Lutron 8-15' mt height⁷</p> <p>LLCS2 - Limelight Integral Wireless Radio Control and PIR Motion/Daylight Sensor by Lutron 16-30' mt height⁷</p> <p>LLCS3 - Limelight Integral Wireless Radio Control and PIR Motion/Daylight Sensor by Lutron 31-40' mt height⁷</p>	BB - Battery Back-up CWBB - Cold Weather Battery Backup XPMA - Pole Mounting Bracket

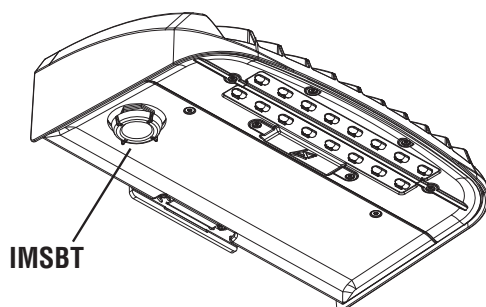
Accessory Ordering Information

Description	Order Number	Description	Order Number
XWM SW BLK - Surface Wiring Box (Available in black only)	356915BLK	DFK208 - Double Fusing	DFK208 ⁶
FK120 - Single Fusing	FK120 ⁶	DFK240 - Double Fusing	DFK240 ⁶
FK277 - Single Fusing	FK277 ⁶	DFK480 - Double Fusing	DFK480 ⁶
FK347 - Single Fusing	FK347 ⁶		

FOOTNOTES:

- 1 - Consult Factory for availability
- 2 - Not available in HV
- 3 - Consult Factory for Site Layout
- 4 - IMSBT is field configurable via the LSI app that can be downloaded from your smartphone's native app store.
- 5 - Not available in UE
- 6 - Fusing must be located in hand hole of pole or in the junction box.
- 7 - Not available with HV.

Luminaire Shown with IMSBT





Mirada Wall Sconce - XWM Outdoor LED Wall Sconce

Integral Bluetooth™ Motion and Photocell Sensor (IMSBT)

Slim low profile sensor provides multi-level control based on motion and/or daylight. Sensor controls 0-10 VDC LED drivers and is rated for cold and wet locations (-30° C to 70° C). Two unique PIR lenses are available and used based on fixture mounting height. All control parameters are adjustable via an iOS or Android App capable of storing and transmitting sensor profiles.

Operation Modes

Dusk to Dawn operation via integral photocell switches lights on and off based on the ambient light levels. In this mode the lights remain on all night even with no motion in the area.

Dimming operation turns the lights on to the selected high level when motion is detected and the ambient light level is below the hold off set point. Once the sensor stops detecting motion and the time delay elapses, the lights will go to the low level. If no motion is detected during the cut off time delay period the lights will completely turn off or stay on at the low level depending on settings.

Configurations

- Initial setup and later adjustments made via iOS and Android App.
- Sensor settings are stored and maintained in the event of a power failure.

Motion Level - fully adjustable from 0-100% with default at 100%. Motion Level is defined as when the sensor detects motion the dimming control output goes to the selected high light level.

Dim Level - fully adjustable from off, 0-100% with default at 50%. Dim level is defined as when the sensor stops detecting motion and the time delay expires the dimming control output goes down to the selected low light level.

Default Settings

- Motion Level - 100%
- Dim Level - 50%
- Time Delay 1 - 5 Minutes
- Time Delay 2 - 10 Minutes
- Sensor Sensitivity - Low
- Ambient Light - Disabled

Time Delay 1 - adjustable from 1 sec to 1 hour and 45 minutes with default 5 minutes. Time delay is defined as the time period that must elapse after the last time the sensor detects motion for the lights to go to low light level.

Time Delay 2 - the time period that must elapse after the lights go to low light level and the sensor detects no motion for the lights to turn off. This feature may be enabled or disabled. If disabled there is no cut off and the lights stay in the low light level. Adjustable from 1 sec to 8 hours and 59 minutes with default set at 10 minutes.

Sensor sensitivity - the response of the PIR detector to motion within the sensor's coverage area. Adjustable from low, medium, high. Default setting is low.

Ambient Light - when the light level exceeds this setting the lights will turn off even if motion is detected. When the light level goes below the setting the lights will turn on even if no motion is detected. A switch will allow you to enable or disable this feature. ON <30 LUX, OFF >100 LUX.

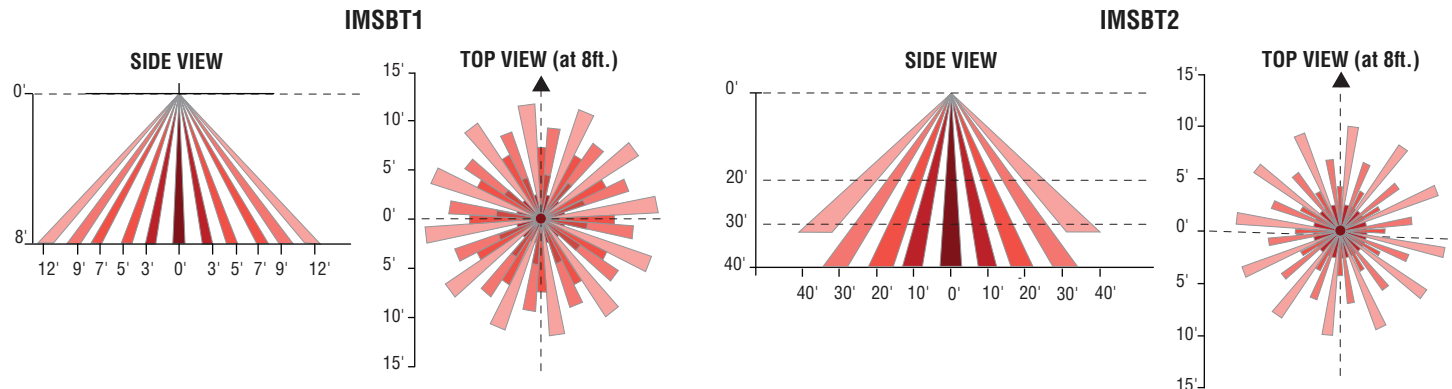
Sensor Configuration App

- Range up to 65 ft. outdoor line of sight
- iOS11 or later
- Android 6.0 or later
- Password protected.
- Sensor profiles used for setting up parameters one time and then applying the profile to different sensors requiring the same settings.

Configuration App



IMSBT Coverage Diagrams





Mirada Wall Sconce - XWM Outdoor LED Wall Sconce



AirLink™
enabled by Synapse®

The AirLink enabled by Synapse Wireless Lighting Control System is the perfect solution for commercial, industrial and municipal applications, such as: auto dealerships, parking lots, garages, shopping complexes and warehouses.

AirLink utilizes robust wireless communication via 2.4 GHz Self-Healing Mesh Network which not only increases reliability and accuracy of system, but also eliminates single point of failure.

The flexibility of the system make it perfect for new construction and retrofit projects. The user-friendly AirLink web application is accessible through any device with an internet connection and allows for complete customization of the system's features.

Some capabilities of the system include: occupancy/vacancy sensing, daylight harvesting, scheduling, high-end trim, dimming, zone control, BMS integration and energy monitoring.

The AirLink System

Wireless controls & sensors



Centralized control & integration



Simple-to-use software



AirLink Site Manger: Lighting control web app

Contact LSI Controls



Sales
controls.sales@lsi-industries.com



Support
controls.support@lsi-industries.com
1 (800) 436-7800 (support, option 8)



More information
For more information on AirLink, visit our website at www.lsi-airlink.com

Catalog # :

Project :

Prepared By :

Date :



Mirada Medium - MRM Outdoor LED Area Light

The Mirada's sleek design makes it perfectly-suited for architectural & commercial applications, while its cost-effective die-cast aluminum housing makes its acquisition cost very competitive. The Mirada offers high performance factory-rotatable silicone optics, 5 standard CCTs, 42,000+ delivered lumens, and is available with integral Airlink™ Wireless Controls.

Features & Specifications

Optical System

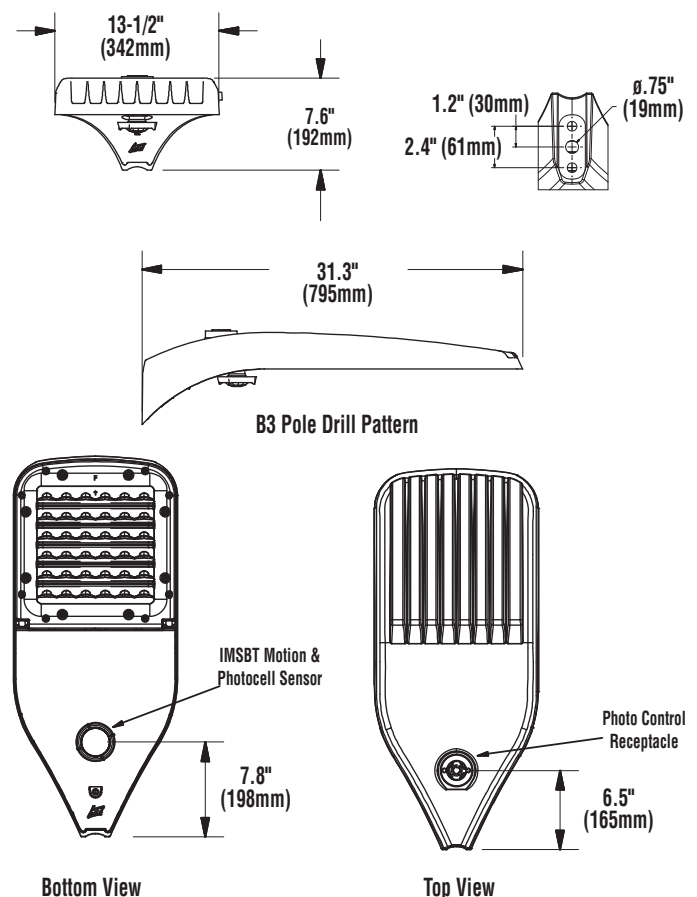
- State-of-the-Art one piece silicone optic sheet delivers industry leading optical control with an integrated gasket to provide IP66 rated sealed optical chamber in 1 component.
- Proprietary silicone refractor optics provide exceptional coverage and uniformity in IES Types 2, 3, 5W, FT and FTA.
- Silicone optical material does not yellow or crack with age and provides a typical light transmittance of 93%.
- Zero uplight.
- Available in 5000K, 4000K, 3000K, and 2700K color temperatures per ANSI C78.377. Also Available in Phosphor Converted Amber with Peak intensity at 610nm.
- Minimum CRI of 70.
- Integral Louver (IL) option available for improved back-light control without sacrificing street side performance. See page 5 for more details.

Electrical

- High-performance driver features over-voltage, under-voltage, short-circuit and over temperature protection.
- 0-10V dimming (10% - 100%) standard.
- Standard Universal Voltage (120-277 Vac) Input 50/60 Hz or optional High Voltage (347-480 Vac).
- L80 Calculated Life: >100k Hours (See Lumen Maintenance on Page 2)
- Total harmonic distortion: <20%
- Operating temperature: -40°C to +50°C (-40°F to +122°F). 42L lumen package rated to +40°C.
- Power factor: >.90
- Input power stays constant over life.
- Field replaceable 10kV surge protection device meets a minimum Category C Low operation (per ANSI/IEEE C62.41.2).
- High-efficacy LEDs mounted to metal-core circuit board to maximize heat dissipation
- Components are fully encased in potting material for moisture resistance. Driver complies with FCC standards. Driver and key electronic components can easily be accessed.



Product Dimensions





Mirada Medium - MRM Outdoor LED Area Light

Features & Specifications (Cont.)

Construction

- Rugged die-cast aluminum housing contains factory prewired driver and optical unit. Cast aluminum wiring access door located underneath.
- Designed to mount to square or round poles.
- Luminaire is proudly manufactured in the U.S. of U.S. and imported parts.
- Fixtures are finished with LSI's DuraGrip® polyester powder coat finishing process. The DuraGrip finish withstands extreme weather changes without cracking or peeling. Other standard LSI finishes available. Consult factory.
- Shipping weight: 30 lbs in carton.

Controls

Wireless Controls System

To make this fixture AirLink ready, simply order one of the following options:

- The integrated [Wireless Lighting Controller](#): ALSC or ALSCH (see ordering guide) as the controls option, or
- Integrated Wireless Controller option (above) with integrated motion sensor: ALSCS (ordering guide for mounting heights) or
- The 7-Pin Photoelectric Control Receptacle: CR7P as the controls option; and either the [5-Pin](#) or [7-Pin Twist Lock Controller](#): ALSC UNV TL5 or ALSC UNV TL7 as an accessory

To see how the components of AirLink system work together, reference the diagram in the controls section of this specsheet. For more information on our AirLink products, visit our website: www.lsi-airlink.com/airlink-synapse/

Stand-Alone Controls

- Integral Passive Infrared Bluetooth™ Motion/Photocell Sensor (IMSBT)
 - Switches luminaire light levels based on motion and daylight (see the controls section for more details)
 - Fixtures operate independently and can be commissioned via iOS or Android configuration app
- 7-pin ANSI C136.41-2013 photocontrol receptacle (CR7P)
 - Available for twist lock photocontrols or wireless control modules

Installation

- A single fastener secures the hinged door, underneath the housing and provides quick & easy access to the electrical compartment.
- Included terminal block accepts up to 12 ga. wire.
- Utilizes LSI's traditional 3" drill pattern B3 for easy fastening of LSI products. (See drawing on page 1)

Warranty

- LSI LED Fixtures carry a 5-year warranty.

Listings

- Listed to UL 1598 and UL 8750.
- RoHS Compliant.
- American Recovery and Reinvestment Act Funding Compliant.
- IDA compliant; with 3000K color temperature selection.
- Title 24 Compliant; see local ordinance for qualification information.
- Suitable for wet Locations.
- IP66 rated Luminaire per IEC 60598. IP66 rated optical chamber.
- 3G rated for ANSI C136.31 high vibration applications

Performance

ELECTRICAL DATA (AMPS)*							
Lumens	Watts	120V	208V	240V	277V	347V	480V
7L	53	0.4A	0.3A	0.2A	0.2A	0.2A	0.1A
9L	69	0.6A	0.3A	0.3A	0.2A	0.2A	0.1A
12L	94	0.8A	0.5A	0.4A	0.3A	0.3A	0.2A
18L	150	1.2A	0.7A	0.6A	0.5A	0.4A	0.3A
24L	187	1.6A	0.9A	0.8A	0.7A	0.5A	0.4A
30L	247	2.1A	1.2A	1.0A	0.9A	0.7A	0.5A
36L	317	2.6A	1.5A	1.3A	1.1A	0.9A	0.7A
42L	390	3.2A	1.9A	1.6A	1.4A	1.1A	0.8A

*Electrical data at 25C (77F). Actual wattage may differ by +/-10%

ELECTRICAL DATA - PHOSPHOR CONVERTED AMBER (AMPS)*							
Lumens	Watts	120V	208V	240V	277V	347V	480V
9L	74.3	0.6A	0.4A	0.3A	0.3A	0.2A	0.2A
12L	102.9	0.9A	0.5A	0.4A	0.4A	0.3A	0.2A

*Electrical data at 25C (77F). Actual wattage may differ by +/-10%

RECOMMENDED LUMEN MAINTENANCE ¹ (24-42L)					
Ambient	Initial ²	25 hr ²	50 hr ²	75 hr ³	100 hr ³
0-40 C	100%	100%	97%	94%	92%

RECOMMENDED LUMEN MAINTENANCE ¹ (7-18L)					
Ambient	Initial ²	25 hr ²	50 hr ²	75 hr ³	100 hr ³
0-50 C	100%	96%	92%	88%	84%

- 1- Lumen maintenance values at 25C are calculated per TM-21 based on LM-80 data and in-situ testing.
- 2- In accordance with IESNA TM-21-11, Projected Values represent interpolated value based on time durations that are within six times the IESNA LM-80-08 total test duration for the device under testing.
- 3- In accordance with IESNA TM-21-11, Calculated Values represent time durations that exceed six times the IESNA LM-80-08 total test duration for the device under testing

DELIVERED LUMENS*					
Lumen Package	Distribution	Phosphor Converted Amber (Peak 610nm)			Wattage
		Delivered Lumens	Efficacy	BUG Rating	
9L	2	5848	80	B2-U0-G2	74
	2 - IL	3644	50	B0-U0-G1	
	3	6018	82	B1-U0-G2	
	3 - IL	4468	61	B0-U0-G2	
	5W	5471	74	B3-U0-G1	
	FT	5801	79	B1-U0-G2	
	FT - IL	3649	50	B0-U0-G1	
	FTA	5924	81	B1-U0-G1	
	FTA - IL	4243	58	B1-U0-G1	
12L	2	7530	74	B2-U0-G2	102
	2 - IL	4692	46	B0-U0-G1	
	3	7749	76	B1-U0-G2	
	3 - IL	5753	57	B0-U0-G2	
	5W	7045	69	B3-U0-G2	
	FT	7470	73	B2-U0-G2	
	FT - IL	4699	46	B0-U0-G2	
	FTA	7628	75	B2-U0-G2	
	FTA - IL	5464	54	B1-U0-G1	

*LED Chips are frequently updated therefore values are nominal

LUMINAIRE EPA CHART - MRM											
Tilt Degree			0°	30°	45°	Tilt Degree			0°	30°	45°
	Single	0.5	1.5	1.9		T90°	1.0	2.5	2.8		
	D180°	1.0	1.5	1.9		TN120°	1.0	3.3	3.9		
	D90°	0.8	1.9	2.3		Q90°	1.0	2.5	2.8		

Specifications and dimensions subject to change without notice.



Mirada Medium - MRM Outdoor LED Area Light

DELIVERED LUMENS*															
Lumen Package	Distribution	CRI	2700K CCT			3000K CCT			4000K CCT			5000K CCT			Wattage
			Delivered Lumens	Efficacy	BUG Rating	Delivered Lumens	Efficacy	BUG Rating	Delivered Lumens	Efficacy	BUG Rating	Delivered Lumens	Efficacy	BUG Rating	
7L	2	70	6550	124	B2-U0-G1	6711	127	B2-U0-G1	7208	137	B2-U0-G2	7596	144	B2-U0-G2	53
	2 - IL	70	4068	77	B0-U0-G1	4167	79	B0-U0-G1	4476	85	B0-U0-G1	4717	89	B0-U0-G1	
	3	70	6724	127	B1-U0-G2	6889	130	B1-U0-G2	7400	140	B1-U0-G2	7798	148	B1-U0-G2	
	3 - IL	70	4929	93	B0-U0-G2	5050	96	B0-U0-G2	5424	103	B0-U0-G2	5716	108	B0-U0-G2	
	5W	70	6400	121	B3-U0-G1	6557	124	B3-U0-G1	7043	133	B3-U0-G2	7422	141	B3-U0-G2	
	FT	70	6540	124	B1-U0-G2	6701	127	B1-U0-G2	7197	136	B1-U0-G2	7584	144	B2-U0-G2	
	FT - IL	70	4231	80	B0-U0-G2	4334	82	B0-U0-G2	4656	88	B0-U0-G2	4906	93	B0-U0-G2	
	FTA	70	6636	126	B1-U0-G1	6799	129	B2-U0-G1	7303	138	B2-U0-G1	7696	146	B2-U0-G1	
FTA - IL	70	4864	92	B1-U0-G1	4984	94	B1-U0-G1	5353	101	B1-U0-G1	5641	107	B1-U0-G1		
9L	2	70	8349	122	B2-U0-G2	8576	125	B2-U0-G2	9396	137	B2-U0-G2	9784	143	B2-U0-G2	69
	2 IL	70	5185	76	B0-U0-G1	5326	78	B0-U0-G1	5835	85	B0-U0-G1	6076	89	B0-U0-G1	
	3	70	8571	125	B1-U0-G2	8804	129	B1-U0-G2	9646	141	B2-U0-G2	10044	147	B2-U0-G2	
	3 IL	70	6283	92	B0-U0-G2	6454	94	B0-U0-G2	7071	103	B0-U0-G2	7363	107	B0-U0-G2	
	5W	70	8158	119	B3-U0-G2	8380	122	B3-U0-G2	9181	134	B3-U0-G2	9560	140	B4-U0-G2	
	FT	70	8337	122	B2-U0-G2	8563	125	B2-U0-G2	9382	137	B2-U0-G2	9769	143	B2-U0-G2	
	FT IL	70	5393	79	B0-U0-G2	5540	81	B0-U0-G2	6069	89	B0-U0-G2	6320	92	B0-U0-G2	
	FTA	70	8459	123	B2-U0-G2	8689	127	B2-U0-G2	9520	139	B2-U0-G2	9913	145	B2-U0-G2	
FTA IL	70	6200	91	B1-U0-G1	6369	93	B1-U0-G1	6978	102	B1-U0-G1	7266	106	B1-U0-G1		
12L	2	70	11157	119	B2-U0-G2	11461	122	B2-U0-G2	12556	134	B3-U0-G2	13075	139	B3-U0-G2	94
	2 IL	70	6929	74	B1-U0-G1	7117	76	B1-U0-G2	7798	83	B1-U0-G2	8119	86	B1-U0-G2	
	3	70	11454	122	B2-U0-G2	11766	125	B2-U0-G2	12890	137	B2-U0-G2	13423	143	B2-U0-G2	
	3 IL	70	8396	89	B0-U0-G2	8625	92	B0-U0-G2	9449	101	B0-U0-G2	9839	105	B0-U0-G2	
	5W	70	10902	116	B4-U0-G2	11199	119	B4-U0-G2	12269	131	B4-U0-G2	12775	136	B4-U0-G2	
	FT	70	11141	119	B2-U0-G2	11444	122	B2-U0-G2	12538	133	B2-U0-G3	13055	139	B2-U0-G3	
	FT IL	70	7207	77	B0-U0-G2	7403	79	B0-U0-G2	8110	86	B0-U0-G2	8445	90	B0-U0-G2	
	FTA	70	11304	120	B2-U0-G2	11612	124	B2-U0-G2	12722	135	B2-U0-G2	13247	141	B2-U0-G2	
FTA IL	70	8286	88	B1-U0-G1	8511	91	B1-U0-G1	9325	99	B1-U0-G1	9710	103	B1-U0-G1		
18L	2	70	16714	112	B3-U0-G3	17168	115	B3-U0-G3	18809	126	B3-U0-G3	19586	131	B3-U0-G3	150
	2 IL	70	10379	69	B1-U0-G2	10662	71	B1-U0-G2	11681	78	B1-U0-G2	12163	81	B1-U0-G2	
	3	70	17158	115	B2-U0-G3	17625	118	B2-U0-G3	19310	129	B3-U0-G3	20107	134	B3-U0-G3	
	3 IL	70	12578	84	B1-U0-G3	12920	86	B1-U0-G3	14155	95	B1-U0-G3	14739	99	B1-U0-G3	
	5W	70	16331	109	B4-U0-G2	16776	112	B4-U0-G2	18379	123	B4-U0-G2	19138	128	B5-U0-G3	
	FT	70	16689	112	B3-U0-G3	17143	115	B3-U0-G3	18781	126	B3-U0-G4	19557	131	B3-U0-G4	
	FT IL	70	10795	72	B1-U0-G2	11089	74	B1-U0-G2	12149	81	B1-U0-G3	12651	85	B1-U0-G3	
	FTA	70	16934	113	B3-U0-G3	17395	116	B3-U0-G3	19058	127	B3-U0-G3	19844	133	B3-U0-G3	
FTA IL	70	12412	83	B1-U0-G1	12750	85	B1-U0-G2	13969	93	B1-U0-G2	14546	97	B1-U0-G2		
24L	2	70	20880	112	B3-U0-G3	22701	121	B4-U0-G3	24276	130	B4-U0-G3	24784	133	B4-U0-G3	187
	2 IL	70	13100	70	B1-U0-G2	14243	76	B1-U0-G2	15231	81	B1-U0-G2	15550	83	B1-U0-G2	
	3	70	21739	116	B3-U0-G3	23636	126	B3-U0-G4	25275	135	B3-U0-G4	25804	138	B3-U0-G4	
	3 IL	70	15828	85	B1-U0-G3	17209	92	B1-U0-G3	18403	98	B1-U0-G4	18788	100	B1-U0-G4	
	5W	70	20632	110	B5-U0-G3	22432	120	B5-U0-G3	23988	128	B5-U0-G3	24490	131	B5-U0-G3	
	FT	70	21611	116	B3-U0-G4	23496	126	B3-U0-G4	25126	134	B3-U0-G4	25652	137	B3-U0-G4	
	FT IL	70	13692	73	B1-U0-G3	14886	80	B1-U0-G3	15919	85	B1-U0-G3	16252	87	B1-U0-G3	
	FTA	70	21496	115	B3-U0-G3	23371	125	B3-U0-G3	24992	134	B3-U0-G3	25515	136	B3-U0-G3	
FTA IL	70	15226	81	B1-U0-G2	16555	89	B1-U0-G2	17703	95	B2-U0-G2	18073	97	B2-U0-G2		
30L	2	70	26581	108	B4-U0-G3	28900	117	B4-U0-G3	30905	125	B4-U0-G3	31551	128	B4-U0-G3	247
	2 IL	70	16677	68	B1-U0-G2	18132	73	B1-U0-G2	19390	79	B1-U0-G2	19796	80	B1-U0-G2	
	3	70	27675	112	B3-U0-G4	30089	122	B3-U0-G4	32176	130	B3-U0-G4	32850	133	B3-U0-G4	
	3 IL	70	20150	82	B1-U0-G4	21908	89	B1-U0-G4	23428	95	B1-U0-G4	23918	97	B1-U0-G4	
	5W	70	26266	106	B5-U0-G3	28557	116	B5-U0-G3	30538	124	B5-U0-G4	31177	126	B5-U0-G4	
	FT	70	27512	111	B3-U0-G4	29912	121	B3-U0-G4	31987	130	B3-U0-G4	32656	132	B3-U0-G5	
	FT IL	70	17430	71	B1-U0-G3	18951	77	B1-U0-G4	20266	82	B1-U0-G4	20690	84	B1-U0-G4	
	FTA	70	27365	111	B3-U0-G3	29752	120	B4-U0-G3	31816	129	B4-U0-G3	32482	132	B4-U0-G3	
FTA IL	70	19384	78	B2-U0-G2	21075	85	B2-U0-G2	22537	91	B2-U0-G2	23008	93	B2-U0-G2		
36L	2	70	32214	102	B4-U0-G3	35025	111	B4-U0-G3	37454	118	B4-U0-G3	38238	121	B4-U0-G4	317
	2 IL	70	20212	64	B1-U0-G2	21975	69	B1-U0-G3	23499	74	B2-U0-G3	23991	76	B2-U0-G3	
	3	70	33540	106	B3-U0-G4	36466	115	B3-U0-G5	38996	123	B3-U0-G5	39812	126	B3-U0-G5	
	3 IL	70	24421	77	B1-U0-G4	26551	84	B1-U0-G4	28393	90	B1-U0-G4	28987	92	B1-U0-G5	
	5W	70	31832	101	B5-U0-G4	34609	109	B5-U0-G4	37010	117	B5-U0-G4	37785	119	B5-U0-G4	
	FT	70	33342	105	B3-U0-G5	36251	114	B3-U0-G5	38766	122	B4-U0-G5	39577	125	B4-U0-G5	
	FT IL	70	21125	67	B1-U0-G4	22968	73	B1-U0-G4	24561	78	B1-U0-G4	25075	79	B1-U0-G4	
	FTA	70	33164	105	B4-U0-G3	36058	114	B4-U0-G4	38559	122	B4-U0-G4	39366	124	B4-U0-G3	
FTA IL	70	23492	74	B2-U0-G2	25541	81	B2-U0-G2	27313	86	B2-U0-G2	27885	88	B2-U0-G2		
42L	2	70	36785	94	B4-U0-G3	39994	103	B5-U0-G4	42768	110	B5-U0-G4	43663	112	B5-U0-G4	390
	2 IL	70	23079	59	B1-U0-G3	25093	64	B2-U0-G3	26833	69	B2-U0-G3	27395	70	B2-U0-G3	
	3	70	38299	98	B3-U0-G5	41640	107	B4-U0-G5	44528	114	B4-U0-G5	45460	117	B4-U0-G5	
	3 IL	70	27886	72	B1-U0-G4	30319	78	B1-U0-G5	32422	83	B1-U0-G5	33100	85	B1-U0-G5	
	5W	70	36349	93	B5-U0-G4	39520	101	B5-U0-G4	42261	108	B5-U0-G4	43145	111	B5-U0-G4	
	FT	70	38073	98	B4-U0-G5	41395	106	B4-U0-G5	44266	114	B4-U0-G5	45192	116	B4-U0-G5	
	FT IL	70	24122	62	B1-U0-G4	26226	67	B1-U0-G4	28045	72	B1-U0-G4	28632	73	B1-U0-G4	
	FTA	70	37870	97	B4-U0-G4	41174	106	B4-U0-G4	44030	113	B4-U0-G4	44951	115	B4-U0-G4	
FTA IL	70	26825	69	B2-U0-G2	29165	75	B2-U0-G2	31188	80	B2-U0-G2	31841	82	B2-U0-G2		

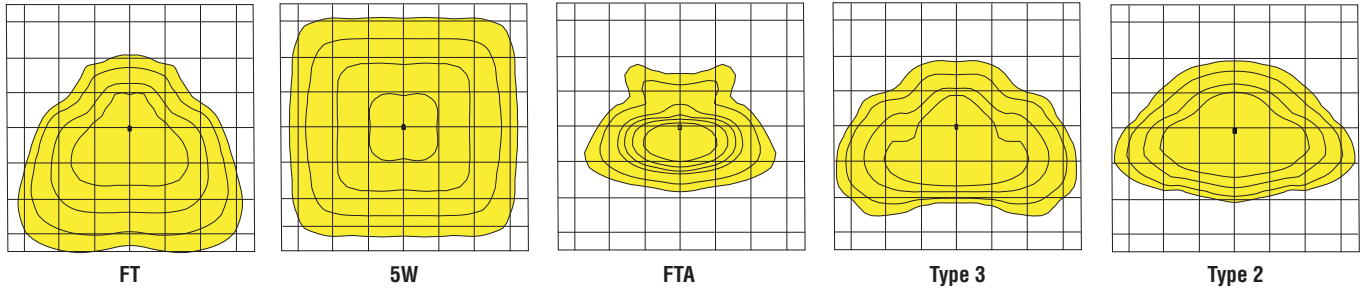
*LED Chips are frequently updated therefore values are nominal
LSI Industries Inc. 10000 Alliance Rd. Cincinnati, OH 45242 • www.lsi-industries.com • (513) 372-3200 • ©LSI Industries Inc. All Rights Reserved.



Mirada Medium - MRM Outdoor LED Area Light

Performance (Cont.)

All published luminaire photometric testing performed to IESNA LM-79 standards. ISO footcandle plots below demonstrate the Mirada (MRM) light patterns only. Not for total fixture output. For complete specifications and IES files, see website.



Ordering Guide

TYPICAL ORDER EXAMPLE: **MRM LED 36L SIL FTA UNV DIM 50 70CRI ALSCS04 BRZ IL**

Luminaire Prefix	Light Source	Lumen Package*	Light Output	Distribution	Orientation ¹	Voltage	Driver
MRM Mirada	LED	7L - 7,000 lms 9L - 9,000 lms 12L - 12,000 lms 18L - 18,000 lms 24L - 24,000 lms 30L - 30,000 lms 36L - 36,000 lms 42L - 42,000 lms *Consult factory for programmable wattages and lumen packages	SIL - Silicone	2 - Type 2 3 - Type 3 5W - Type 5 Wide FT - Forward Throw FTA - Forward Throw Automotive	(blank) - standard L - Optics rotated left 90 R - Optics rotated right 90	UNV - Universal Voltage (120-277V) HV - High Voltage (347-480V)	DIM - 0-10V Dimming (0-10%)

Color Temp	Color Rendering	Controls (Choose One)	Finish	Options
50 - 5,000 CCT 40 - 4,000 CCT 30 - 3,000 CCT ² 27 - 2,700 CCT ² AMB - Phosphor Converted Amber ^{2,3}	70CRI - 70 CRI	(Blank) - None Wireless Controls System ALSCH - AirLink Synapse Control System Host / Satellite ^{4,5} ALSCHS01 - AirLink Synapse Control System with 8-12' Motion Sensor ⁴ ALSCHS01 - AirLink Synapse Control System Host / Satellite with 8-12' Motion Sensor ^{4,5} ALSCHS02 - AirLink Synapse Control System with 12-20' Motion Sensor ⁴ ALSCHS02 - AirLink Synapse Control System Host / Satellite with 12-20' Motion Sensor ^{4,5} ALSCHS04 - AirLink Synapse Control System with 20-40' Motion Sensor ⁴ ALSCHS04 - AirLink Synapse Control System Host / Satellite with 20-40' Motion Sensor ^{4,5} Stand-Alone Controls EXT - 0-10v Dimming leads extended to housing exterior CR7P - 7 Pin Control Receptacle ANSI C136.41 ⁷ IMSBT1 - Integral Bluetooth™ Motion and Photocell Sensor max 8-24' mounting height ^{4,6} IMSBT2 - Integral Bluetooth Motion and Photocell Sensor max 25-40' mounting height ^{4,6} Button Type Photocells PCI120 - 120V PCI208-277 - 208 -277V PCI347 - 347V	BRZ - Bronze BLK - Black GPT - Graphite MSV - Metallic Silver WHT - White PLP - Platinum Plus SVG - Satin Verde Green	(Blank) - None IL - Integral Louver HSS ¹



Mirada Medium - MRM Outdoor LED Area Light

Accessory Ordering Information

Description	Order Number	Description	Order Number
PC120 Photocell for use with CR7P option (120V) ⁹	122514	Pole Quick Mount Bracket - 4-5" Round Pole ¹⁰	689903CLR
PC208-277 Photocell for use with CR7P option (208V, 240V, 277V) ⁹	122515	15° Tilt Pole Quick Mount Bracket - Square Pole ¹⁰	688003CLR
PC347 Photocell for use with CR7P option (347V) ⁹	159516	15° Tilt Pole Quick Mount Bracket - 4-5" Round Pole ¹⁰	689905CLR
PC480 Photocell for use with CR7P option (480V) ⁹	1225180	BKS XBO WM CLR Wall Mount Bracket ¹⁰	382132CLR
ALSC UNV TL5 - Airlink 5Pin Twist Lock Controller ⁹	661409	BKA-XMA-XALM-CLR	652761
ALSC UNV TL7 - Airlink 7Pin Twist Lock Controller ⁹	661410	FK120 Single Fusing (120V)	FK120 ¹²
PMOS24 - 24V Pole-Mount Occupancy Sensor (ALSC/H Compatible) ¹⁰	663284CLR	FK277 Single Fusing (277V)	FK277 ¹²
IL - Integral Louver HSS	690981	DFK480 Double Fusing (480V)	DFK480 ¹²
Universal Mounting Bracket (UMB) ¹⁰	684616CLR	FK347 Single Fusing (347V)	FK347 ¹²
Adjustable Slip Fitter (ASF) ¹⁰	688138CLR	Shorting Cap for use with CR7P option	149328
Pole Quick Mount Bracket - Square Pole ¹⁰	687073CLR		

FOOTNOTES:

- 1 - Not available on "Type 5W" distribution.
- 2 - Consult Factory for availability.
- 3 - Only available in 9L and 12L Lumen Packages
- 4 - Not available in HV.
- 5 - Consult Factory for Site Layout
- 6 - IMSBT is field configurable via the LSI app that can be downloaded from your smartphone's native app store

7 - Control device or shorting cap must be ordered separately. See Accessory Ordering Information.

8 - Accessories are shipped separately and field installed.

9 - Factory installed CR7P option required. See Options.

10 - "CLR" denotes finish. See Finish options.

11 - Not available in UNV.

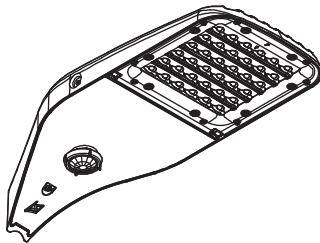
12 - Fusing must be located in hand hole of pole.

Accessories/Options

Integral Louver (IL)

Accessory Integral Louver available for improved back-light control without sacrificing street side performance. LSI's Integral Louver (IL) option delivers backlight control that significantly reduces light spill behind the pole for applications with pole locations close to adjacent properties. The integrated louvers' design maximizes forward-reflected light while reducing glare, maintaining the optical distribution selected, and most importantly, eliminating light trespass. IL rotates with optical distribution.

Luminaire Shown with Integral Louver (IL)



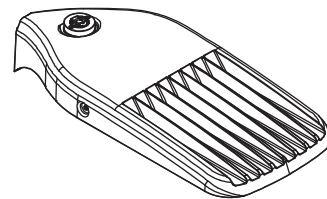
Luminaire Shown with IMSBT Option



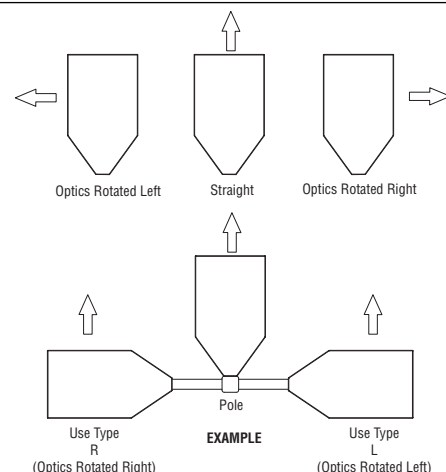
7 Pin Photoelectric Control

7-pin ANSI C136.41-2013 control receptacle option available for twist lock photocontrols or wireless control modules. Control accessories sold separately. Dimming leads from the receptacle will be connected to the driver dimming leads (Consult factory for alternate wiring).

Fixture Shown with CR7P



Optics Rotation





Mirada Medium - MRM Outdoor LED Area Light

Integral Bluetooth™ Motion and Photocell Sensor (IMSBT)

Slim low profile sensor provides multi-level control based on motion and/or daylight. Sensor controls 0-10 VDC LED drivers and is rated for cold and wet locations (-30° C to 70° C). Two unique PIR lenses are available and used based on fixture mounting height. All control parameters are adjustable via an iOS or Android App capable of storing and transmitting sensor profiles.

Operation Modes

Dusk to Dawn operation via integral photocell switches lights on and off based on the ambient light levels. In this mode the lights remain on all night even with no motion in the area.

Dimming operation turns the lights on to the selected high level when motion is detected and the ambient light level is below the hold off set point. Once the sensor stops detecting motion and the time delay elapses, the lights will go to the low level. If no motion is detected during the cut off time delay period the lights will completely turn off or stay on at the low level depending on settings.

Configurations

- Initial setup and later adjustments made via iOS and Android App.
- Sensor settings are stored and maintained in the event of a power failure.

Motion Level - fully adjustable from 0-100% with default at 100%. Motion Level is defined as when the sensor detects motion the dimming control output goes to the selected high light level.

Dim Level - fully adjustable from off, 0-100% with default at 50%. Dim level is defined as when the sensor stops detecting motion and the time delay expires the dimming control output goes down to the selected low light level.

Default Settings

- Motion Level - 100%
- Dim Level - 50%
- Time Delay 1 - 5 Minutes
- Time Delay 2 - 10 Minutes
- Sensor Sensitivity - Low
- Ambient Light - Disabled

Time Delay 1 - adjustable from 1 sec to 1 hour and 45 minutes with default 5 minutes. Time delay is defined as the time period that must elapse after the last time the sensor detects motion for the lights to go to low light level.

Time Delay 2 - the time period that must elapse after the lights go to low light level and the sensor detects no motion for the lights to turn off. This feature may be enabled or disabled. If disabled there is no cut off and the lights stay in the low light level. Adjustable from 1 sec to 8 hours and 59 minutes with default set at 10 minutes.

Sensor sensitivity – the response of the PIR detector to motion within the sensor's coverage area. Adjustable from low, medium, high. Default setting is low.

Ambient Light – when the light level exceeds this setting the lights will turn off even if motion is detected. When the light level goes below the setting the lights will turn on even if no motion is detected. A switch will allow you to enable or disable this feature. ON <30 LUX, OFF >100 LUX.

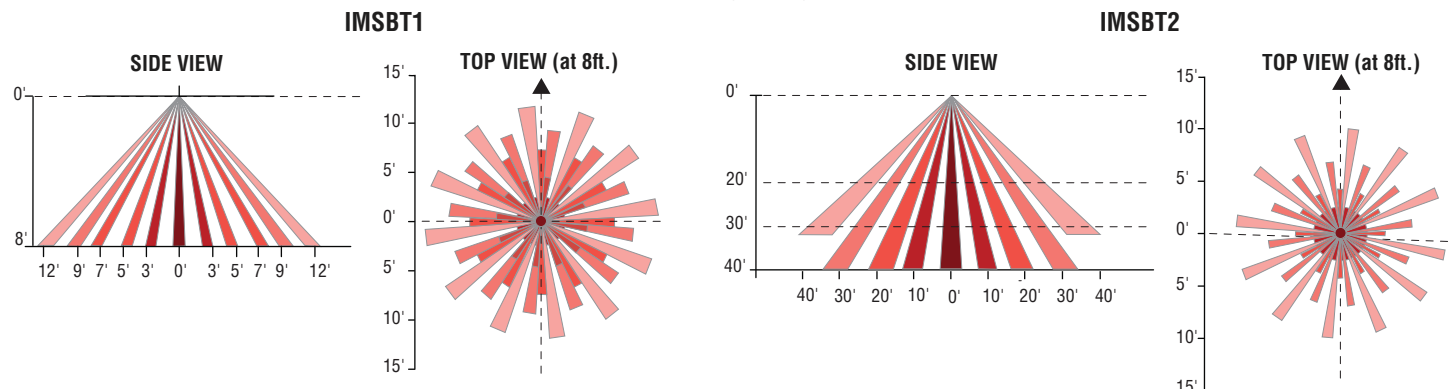
Sensor Configuration App

- Range up to 65 ft. outdoor line of sight
- iOS11 or later
- Android 6.0 or later
- Password protected.
- Sensor profiles used for setting up parameters one time and then applying the profile to different sensors requiring the same settings.

Configuration App



IMSBT Coverage Diagrams





Mirada Medium - MRM Outdoor LED Area Light



AirLink™
enabled by Synapse®

The AirLink enabled by Synapse Wireless Lighting Control System is the perfect solution for commercial, industrial and municipal applications, such as: auto dealerships, parking lots, garages, shopping complexes and warehouses.

AirLink utilizes robust wireless communication via 2.4 GHz Self-Healing Mesh Network which not only increases reliability and accuracy of system, but also eliminates single point of failure.

The flexibility of the system make it perfect for new construction and retrofit projects. The user-friendly AirLink web application is accessible through any device with an internet connection and allows for complete customization of the system's features.

Some capabilities of the system include: occupancy/vacancy sensing, daylight harvesting, scheduling, high-end trim, dimming, zone control, BMS integration and energy monitoring.

The AirLink System

Wireless controls & sensors



Wireless & Override Switches



Occupancy/Vacancy & Daylight Sensors



AirLink-integrated Fixtures



AirLink-compatible Fixtures



Circuit & Zone Controllers

Centralized control & integration



Site Manager Controller



Gateway Module



WiFi, Cellular or Ethernet Connection

Simple-to-use software



AirLink Site Manger: Lighting control web app

Contact LSI Controls



Sales
controls.sales@lsi-industries.com



Support
controls.support@lsi-industries.com
1 (800) 436-7800 (support, option 8)



More information
For more information on AirLink, visit our website at www.lsi-airlink.com



Mirada Medium - MRM Outdoor LED Area Light

Poles and Brackets

LSI offers a full line of poles and mounting accessories to complete your lighting assembly. Aluminum and steel in both square and round shafts. In addition, LSI offers round tapered, fluted and hinge based poles. Designed and engineered for durability and protected with our oven baked DuraGrip Protection System. Also available with our DuraGrip+ Protection system for unmatched corrosion resistance and an extended warranty. American made in our Ohio facility with industry leading lead times.



Square Pole
14'-39'



Round Pole
10'-30'



Tapered Pole
20'-39'



BKA-XMA-XALM-CLR

The Mirada Slip Fitter is a aesthetically pleasing 3G rated die cast aluminum adapter. Designed specifically to mount the MRM onto a 2" (51mm) IP, 2.375" (60mm) O.D. tenon. The Mirada Slip Fitter allows for leveling via integrated steps to adjust the luminaire +/- 3 Degrees.



BKA UMB CLR

The 3G rated UMB allows for seamless integration of LSI luminaires onto existing/ retrofit or new construction poles. The UMB was designed for square or round (tapered or straight) poles with two mounting hole spacings between 3.5" - 5".



BKA ASF CLR

The adjustable Slip Fitter is a 3G rated rugged die cast aluminum adapter to mount LSI luminaires onto a onto a 2" iron pipe , 2 3/8 OD tenon. The Adjustable Slip Fitter can be rotated 180° allowing for tilting LSI luminaires up to 45° and 90° when using a vertical tenon.



BKS PQMH CLR

The Pole Quick Mount Bracket allows for lightning fast installation of LSI luminaires onto existing and new construction poles with LSI's B3 or B5 standard pole bolt patterns.



BKS PQM15 CLR

The Pole Quick Mount Bracket allows for preset 15° uptilt of LSI luminaires for greater throw of light and increased vertical illumination as well as fast installation onto poles with LSI's 3" or 5" bolt pattern.