

5 Railroad Street, Newmarket, NH 03857 • Ph 603-659-4979 • Fax 603-659-4627 • [www.horizonsengineering.com](http://www.horizonsengineering.com)

April 8, 2022

Town of Durham  
Michael Behrendt, Planner  
8 Newmarket Rd.  
Durham, NH 03824

**Re: Response to plan changes and additional information required for 32 Madbury Rd. project for conditional approval**

Dear Michael,

Pursuant to your email dated 3/29/22, please find attached revised plans and other supporting documentation in response to your email. The response to the items is as follows:

- *Please submit updated architectural drawings* – the architectural drawings that were presented at the meeting have been sent to you.
- *Stormwater and utilities. Please coordinate with Public Works on this. I need their okay before the board can approve the project.* – I am scheduled for a meeting with the DPW at 3pm Monday.
- *Try to place the bike racks under a roof with open sides if possible, as discussed.* – We added a note that there will be some indoor bike storage in addition to the outdoor location.
- *Submit a physical sample to me or a good photo of the proposed pavers, including the color.* – A copy of a sample is included, also the type of paver has been added to the plans.
- *Change the lilacs in front of the parking lot to evergreen shrubs to screen the parking lot year round.* – the plantings have been changed on the landscape plan.
- *Add more space for the elm tree in the parking lot or substitute a species that can thrive in small space.* – the tree species has been changed per the landscape architect.
- *Change snow storage so it is not located in any landscaped areas.* – the snow storage areas have been removed from the landscape areas.

Horizons Engineering, Inc.

MAINE • NEW HAMPSHIRE • VERMONT

- *Reduce the lighting level. 5.4 maximum footcandles is too much for this site. Reduce lighting for light at the entrance. There is a lot of ambient light. The poles are at a higher grade so we need to be sure there won't be glare onto the sidewalk. We need detailed cut sheets and images of the two proposed lights.* – Even though the lighting proposal met the requirements, we have further reduced the wattage and brought the maximum footcandles down to 4.2.
- *Change the yield sign to a stop sign.* – The sign has been changed to a stop sign.
- *Show replacement for existing dumpster with concrete pad, opaque 6 foot high fencing and a dumpster and recycling bins inside.* – A dumpster pad and fence has been shown. Construction details have also been added to the detail sheets.
- *Provide your recycling plan. It is recommended that you meet with Sam Hewitt from Public Works or with the waste management committee (IWMAC).* –
- *Please complete the attached energy checklist.* – The energy checklist has been submitted by the Architect.
- *I think the addressing is better with 32 Madbury for the new building and 34 Madbury for the existing one. I know it is a bit of a pain to change an existing address but the one time hassle is worth it as for a more logical system.* – the owners are in agreement.
- *Submit a waiver request for the impact fees (attached). The board can grant this for student housing.* – Waiver request is attached.
- *Coordinate with Public Works about improvements to Madbury Road.* – We met with public works and they do not see any issues with the Madbury Rd. improvements in regards to this development. The construction timing of this development will begin before Madbury Rd. const.
- *Please submit your construction management plan.* – the construction management plans are included in the plan set.
- *James Bubar asked if you could look into potential composting in the future.* – the owners are not opposed to composting in the future.
- *Please ask your lighting professional their opinion about more yellow lighting, as suggested by James Bubar. It is softer but does not render color as well.* – We spoke with the lighting consultant and she changed the color temperature to make the lighting more yellow.

Sincerely,



Michael J. Sievert, P.E.

Horizons Engineering, Inc.

MAINE • NEW HAMPSHIRE • VERMONT



# COLONIAL

## STANDARD SPECIFICATIONS

### HOUSING

The traditional styling is constructed from an injection molded UV stabilized polycarbonate housing.

### DIFFUSER

UV stabilized acrylic panels slip easily into position on all four sides of the housing. The panels are frosted to create a soft glow of light and disguise the lamp source.

### LED PERFORMANCE - 3500K STANDARD

120-277V - 3500K, 82 CRI - L80 rating - 60,000 hrs - L70 rating (projected) - 100,000 hrs  
 Amperage rated @ 110V input  
 Operating ambient temperature: -20°C / -4°F - 40°C / 104°F

Delivered 3500K lumens noted. Consult Brownlee.com for performance of all CCTs.

B12 - 12W nominal, .10 A input - 1254 lm. Dimmable (0-10V).

C17 - 16W nominal, .15 A input - 1812 lm. Dimmable (0-10V).

C24 - 23W nominal, .20 A input - 2486 lm. Dimmable (0-10V).

### MOUNTING

The 7080 series has a fitter designed for 3" diameter poles.

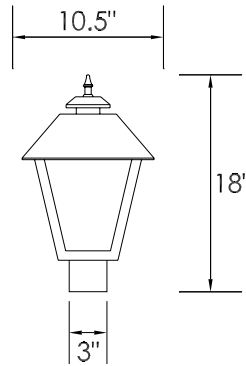
### FINISH

This series is available in a standard black polyester powder coat.

### WARRANTY

3 year limited warranty on this LED product. Consult factory for details.

PROJECT:
MODEL #:
FIXTURE TYPE:



WET



## ORDERING INFORMATION

**7080** - \_\_\_\_\_  
 Model                      2.                      3.                      4. (if required)

### 2. WATTAGE

- B12**    12W B Series LED
- C17**    16W C Series LED
- C24**    23W C Series LED

### 3. COLOR TEMPERATURE

- 35K**    3500K standard color temperature
- 27K**    2700K color temperature
- 30K**    3000K color temperature
- 40K**    4000K color temperature

### 4. AVAILABLE OPTIONS

- BAC<sup>1</sup>**    Buy American Compliant
- ECW<sup>5</sup>**    Extreme Cold Weather (-40°C / -40°F min.)
- ES<sup>6</sup>**      ENERGY STAR®
- FCL<sup>7</sup>**    French Canadian Labels
- HSS**      House-side Shield
- T24<sup>9</sup>**    Title 24 JA8 Compliant (B12 & C24 in 3000K only)

**Notes:** (0) 90R - cannot be combined with ES. (1) BAC - cannot be combined with FCL. (2) BBI/BBS/BBC - cannot be combined with ECW, EXT, or T24. (3) BLD - includes integral OCC sensor (do not combine with OCC option). Cannot be combined with DTR or T24. (4) DTR - cannot be combined with BLD or T24. (5) ECW - cannot be combined with BBI, BBC, or DTR. (6) ES - cannot be combined with 90R or T24. (7) FCL - cannot be combined with BAC or T24. (8) OCC - integral ON/OFF occupancy sensor. (9) T24 - includes JA8 labeling and 90 CRI LEDs (do not combine with 90R option). Cannot be combined with BBI, BBC, BBS, BLD, DTR, ES, or FCL. (10) BBS - cannot be combined with BLD, ECW, EXT, OCC, or T24. (11) PCH/PC4 - cannot be combined with BLD or OCC.  
**Add'l Notes:** \*BBI/BBS/BBC - standard BBI (and BBS) option has a minimum operating temperature of 10C/50F. BBC option has a minimum operating temperature of -20C/-4F. \*\*BLD - integral OCC sensor with onboard control. 1: Motion is detected, illuminate to 100%. 2: Motion no longer detected, dim to 50% (factory default), 30%, 20% or 10%. 3: Remain in continuous dimmed state (factory default) or turn off after set period.  
**Specifications and dimensions subject to change without notice.**  
 Consult your Brownlee Lighting representative for availability and ordering information.

## HOLLANDSTONE

Hollandstone paving stones beautifully combine the traditional look of brick with the durability of concrete. Available in a variety of earth tones and color blends. Hollandstone pavers offer endless design possibilities.



WHERE TO BUY

PRODUCT GUIDE

RESOURCES

> PRODUCT PHOTO GALLERY


> PRODUCT VIDEO

> PRODUCT INFORMATION


> LAYING STYLES

< COLOR OPTIONS

THIS COLOR



Antique Red



Charcoal



Cumberland Blend



Granite Blend



New England Blend



Summer Blend



# BASELITE - ARBOR – LED – SPECIFICATION SHEET



PROJECT NAME: \_\_\_\_\_ PROJECT TYPE: \_\_\_\_\_

MODEL #	/	/	/	/	/	/	/	/	/	/	/
EXAMPLE:	A W513	B 41	C E16	D SQ ½"	E 43	F 45W	G 3K	H LDM120	I PR3	J GR13	K 44

\*SKIP SECTION IF OPTION DOES NOT APPLY

NOTES:

---



---



---



W517/42-49/ST18/49/BA7/100INC

## A - SHADES

- ARBOR**  
**W513** - 25WLED (MAX)  
**W517** - 35WLED (MAX)  
**W5174** - 35WLED (MAX)  
**WV5174** - 35WLED (MAX)  
**SWS17** - 35WLED (MAX)  
**W5175** - 35WLED (MAX)

## B - FINISH OPTIONS

(SEE WEBSITE FOR SWATCH COLORS)  
 (\*SEE NOTES FOR LIMITATIONS\*)  
 14, 15, 16, 17, 18, 19, 19P, 20, 20P, 20PB,  
 20SB, 21, 21P, 22, 22P, 23, 23P, 38, 39, 40, 41,  
 41.5, 42, 43, 44, 45, 46, 48, 49, 50, 51, 52, 53,  
 54, 55, 57, 58, 59, 60, 61, 62, 63, 64, 65, 66,  
 70, 71, 72, 73, 74, 75, 76, 77, 78, 79, 80, 81,  
 82, 83, 84, 85, 86, 87, 88, 89, 90, 91, 92, 93,  
 94, 95, 96, 97, 98, 99, 100, MG.

## C – MOUNTING OPTIONS

- ½" ARM EXTENSIONS**  
 E1, E2, E3, E4, B1, E16, E17  
**¾" ARM EXTENSIONS**  
 E3A, E4A, E5, E6, E7, E8, E9,  
 E10, E11, E12, E13, B15, B15S,  
 E19, E20, E21, E25  
**E14 - CREATE YOUR OWN**  
 (BASELITE WILL TAKE YOUR SKETCH AND  
 FABRICATE A CUSTOM ARM EXTENSION TO  
 MEET YOUR NEEDS).  
**½" WALL MOUNT**  
 B13, WM13R, WM13X, B10, B11, B101  
**¾" WALL MOUNT**  
 B9, B9C, B12, WM14X, WM15,  
 WM35X, WM55X, WM60X,  
 WM61X WM70X, WM71X  
**LED CORD MOUNT**  
 LBLC, LWHC, LTCB, LTCW, LTCHB,  
 LTCHW, LTLB, LTLW, LTLB, LTLW, LRCL,  
 LRCW, LRCHB, LRCHW, LFHB, LFHW,  
 LHBL, LHWHC, LCBL, LCWHC  
**STEM MOUNT**  
 ST6, ST12, ST18, ST24, ST36, ST48, STXX

## D – MOUNTING ADD-ONS

- LED ADD-ONS**  
 LWTM, LSLC, LSTC  
**UNIVERSAL ADD-ONS**  
 SQ ½", SQ ¾", FH ½", FH ¾", TRB ½", TRB ¾",  
 SWL, LGSWL, CNK, INB, RINB

## E – MOUNTING COLOR

SEE SECTION "B" FOR COLOR OPTIONS.

## F – LIGHT SOURCE

(SEE PAGE 4 FOR WATTAGE LIMITATIONS)  
**LIGHT EMITTED DIODE (LED)**  
 12W, 25W, 35W

## G – LED COLOR TEMP

- 27K – 2700 K  
 3K – 3000 K  
 35K – 3500 K  
 4K – 4000 K  
 5K – 5000 K

## H – ELECTRICAL OPTION

(SEE PAGE 4 FOR DIMMING OPTION SPECIFICATIONS)  
**LDM120**  
**LDM277**  
**LDM0-10**

## I – GLASS OPTIONS

- CL3, CL4, CLT3, CLT4, BL3, BL4, RE3, RE4,  
 GR3, GR4, AH3, AH4, FR3, FR4, FRT3, FRT4,  
 PR3, PR4, BA, BAX, BAF, PR8, PR8F, FN,  
 OC

## J – ACCESSORIES

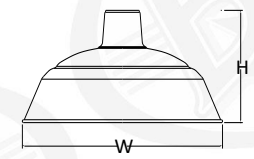
- GR13, GR17, REF, UGR, LGR13, LGR17,  
 CRL13, CRL17, FLE13, FLE17, FGR13, FGR17,  
 GU-1, GU-2, WG-1, WG-2

## K – ACCESSORY COLOR

SEE SECTION "B" FOR COLOR OPTIONS.

## NOTES

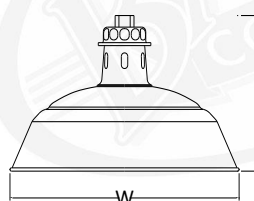
- (1). FINISH OPTIONS 20, 21, 22, 23 ARE FOR SOLID BRASS FIXTURES ONLY.
- (2). FINISH OPTIONS 19, 21, 22, 23, 75, 76, 77, 83, 84, 88, 93 AND 98 ARE APPLIED BY HAND. THESE FINISHES WILL VARY IN CONSISTENCY.
- (3). FINISH OPTIONS 19, 38, 39, 40, 49, 54, 57, 58, 61, 62, 63, 70, 71, 72, 73, 78, 83, 84, 88, 92, 93, 98 ONLY AVAILABLE INSIDE AND OUT OF FIXTURE. OTHER FINISHES ARE WHITE INSIDE.
- (4). FINISH OPTIONS 61, 62, 70, 71, 72, 73 ARE FINISHED WITH A SUPERCHROME ON THE INSIDE FOR ALL LED LIGHT SOURCE OPTIONS.
- (5). COLOR CORDS ARE NOT APPLICABLE FOR LED OPTIONS.  
 \*ALL ARMS COME WITH A CAST BACKPLATE (CB1/2", CB3/4", LWTM, CFWTM, ECT.).  
 \*ACCORDING TO THE LIGHT SOURCE THE BACKPLATE MAY VARY IN SIZE. (EXAMPLE: LED LIGHT SOURCE WILL HAVE A DEEPER BACKPLATE TO HOUSE THE DRIVER.).  
 \*ALL FIXTURES MOUNT TO A 4-0 JUNCTION BOX.  
 \*FIXTURE DIMENSIONS MAY VARY ± 0.25.



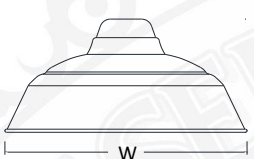
**W513** H-8" W-13"  
**W517** H-8" W-17"



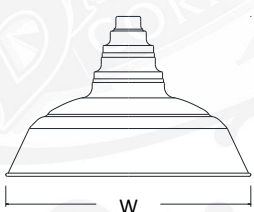
**W5174** H-9.5" W-17"



**WV5174** H-9.5" W-17"  
\*SHADE RATED FOR DRY LOCATION ONLY



**SWS17** H-9" W-17"



**W5175** H-11" W-17"